


Complete Method on How to Study:



« الْمُسَعَفُ » فِي لُغَةِ وَإِعْرَابِ سُورَةِ يُوسُفَ

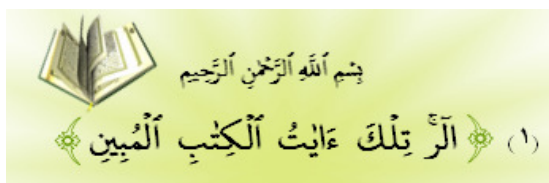
Our respected Shaykh Dr. Abdur Rahim recommends the following thorough method of study of **الْمُسَعَفُ** the *suurah Yuusuf* course, in order to help master the Arabic sciences, excel in understanding Qur'aanic Arabic, and strengthen one's *iimaan* and *iHsaan* **يَا ذَنَ اللّٰهُ**:

1. Listen to the recitation of the *aayah* to be studied.



2. Then read the **شَرْحُ الْمُفْرَدَاتِ** (lexical notes).

3. Next, read the *aayah*.




4. Then read the **إِیْضَاحَاتُ نَحْوِیَّة** (grammatical notes).

5. Read the *aayah* once again.

Your understanding will improve here in light of the lexical and grammatical notes.

6. Try to translate the meaning of the *aayah*.



- ✓ 7. Next, check your translation of the meaning of the *aayah*, with Dr. M. Mohar Ali's translation of the meaning of the *aayah*, سُورَةُ يُوسُفَ.

- ✓ 8. Listen to the recitation of the *aayah* again.



- ✓ 9. Memorise the *aayah* just studied - which is now easy بِعَوْنِ اللَّهِ.

- ✓ 10. Proceed to the next *aayah*.




Study each *aayah* like this until you reach the first group of exercises.

- ✓ 11. Listen to the recitation of all the *aayaat* memorised (*aayaat* 1-14 here).



- ✓ 12. Recite the *aayaat* memorised.



- ✓ 13. Proceed to the first group of exercises.

